

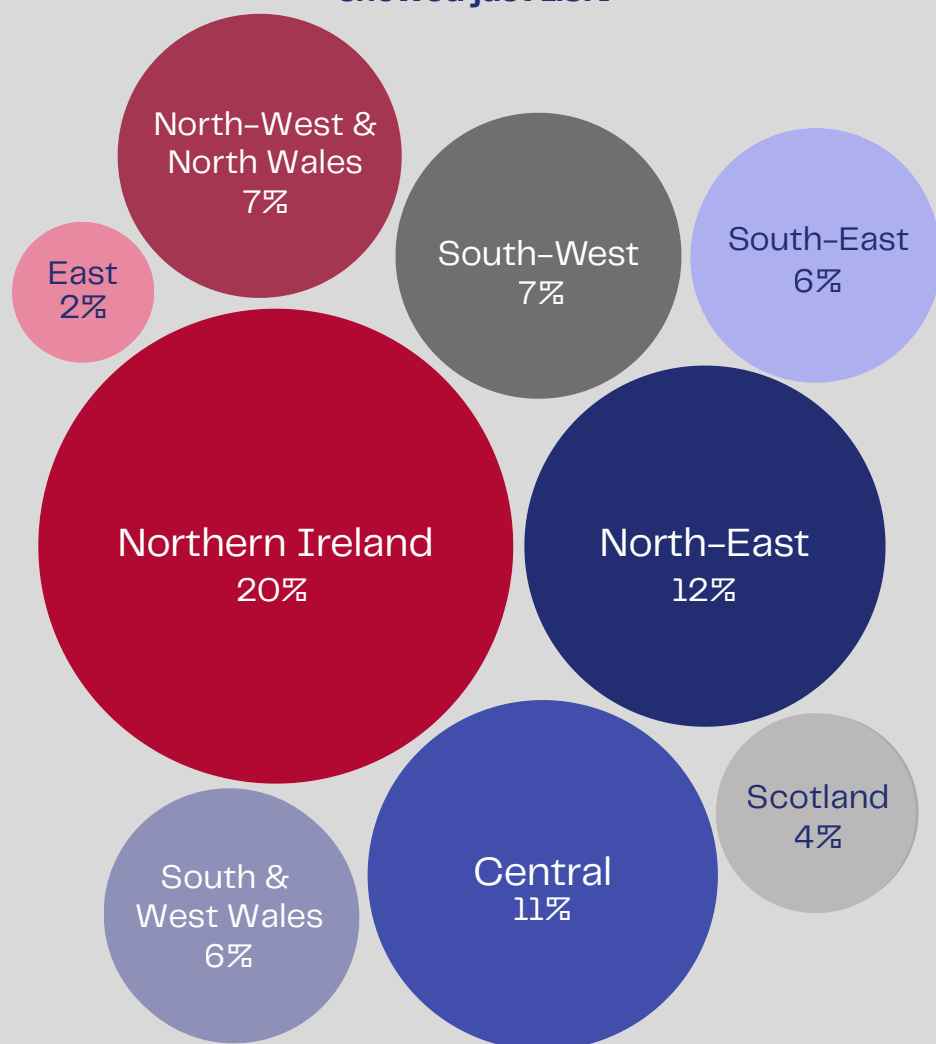


NTDA TYRECHECK 2025

A comprehensive analysis of UK tyre standards

Percentage of illegal tyres in each region

We looked at 54,704 vehicles across nine regions of the UK. Survey results show huge disparities: NI had over 20% vehicles with illegal tyres while East region data showed just 1.8%



TyreCheck 2025's tyre condition classification system had three primary categories



Illegal Tyres (1.6mm tread depth and below). These tyres are an immediate safety hazard.



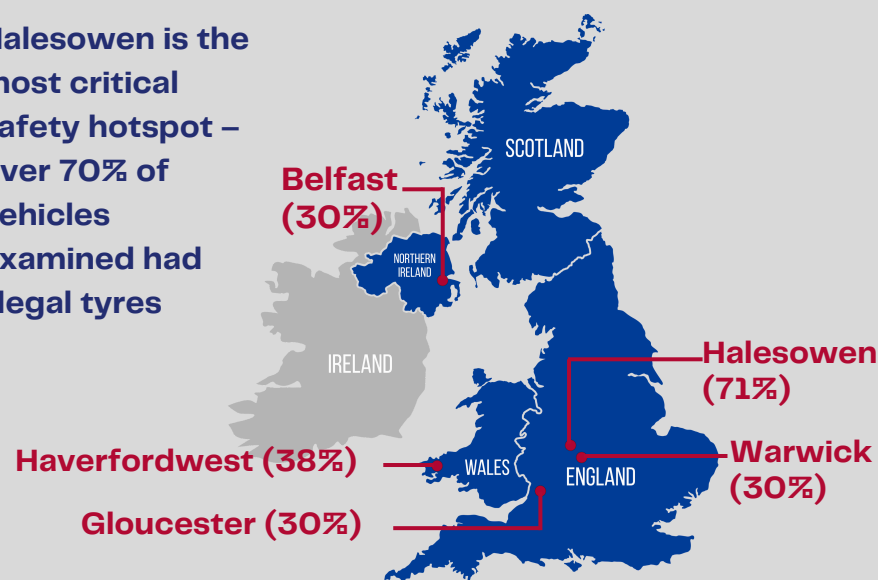
Barely Legal Tyres (1.6–2.0mm). Performance is significantly compromised, particularly in wet weather conditions.



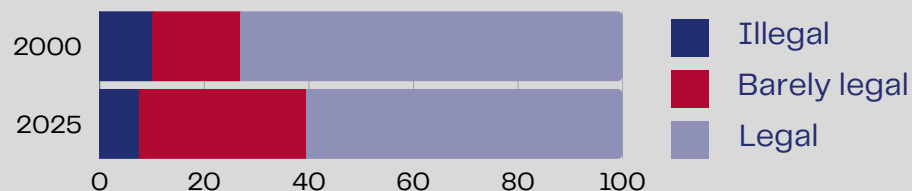
Legal Tyres (above 2.0mm). Should provide adequate safety performance in a range of conditions.

Locations with illegal tyres rates above 25%

Halesowen is the most critical safety hotspot – over 70% of vehicles examined had illegal tyres



Illegal tyre rates (<1.6mm) have fallen since 2000 but barely legal tyres (1.6–2.0mm) have grown by almost 15%



Nearly two in five vehicles on UK roads are running on tyres below 2.0mm

